

Statistics 511 Final Exam

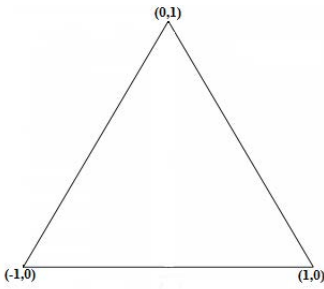
Summer 2017

Name:

Purdue ID:

You may have two sheets of paper with notes handwritten in your own handwriting to take this test. Please show all your work to receive full credit. You may use the attached tables but please mention that whenever you do so. Report all numerical answers to at least three correct decimal places. You need to complete problems 1 and 4, any one out of problems 2 and 3 and any two out of problems 5, 6 and 7. When you finish your exam, turn it in and show your Purdue ID. You are expected to uphold the Honor Code of Purdue University.

1. (12 points) X and Y are jointly Uniformly distributed on the triangular region D enclosed by the three straight lines $Y=0$, $X+Y=1$ and $Y=X+1$ as shown below.



- (1) Write down the marginal supports of X and Y .
- (1) Write down the joint probability density function $f(x,y)$.
- (1) Are X and Y independent? Justify your answer.
- (1) Calculate $P(XY < 0)$.
- (2) Calculate $P(Y < X)$.
- (2) Compute the marginal density of Y .
- (1) Calculate $P(Y > 0.5)$.
- (3) Calculate $P(X > 0.2 | Y = 0.3)$, $E(X | Y = 0.3)$ and the conditional median of X given $Y = 0.3$.

2. (10 points) Let X and Y have a joint probability density function: $f(x,y)=k/(e^x y^5)$ for $x>0, y>2$.

- (a) (1) Find out the constant k .
- (b) (1) Are X and Y independent? Justify your answer.
- (c) (3) Find out $V(3X-2Y)$.
- (d) (1) Find out $P(Y>3|X>1)$.
- (e) (1) Find out $P(X>3|X>1)$.
- (f) (2) Find out the conditional median of X given $Y>3$ and the unconditional median of X .
- (g) (1) Compare the median of X with its mean. What does that say about the skewness of X ?

3. (10 points) Consider a simple random sample X_1, X_2, \dots, X_n of size $n = 45$ from the Poisson distribution with parameter $\lambda > 0$. The sample mean $(X_1 + X_2 + \dots + X_{45})/45$ turned out to be 5.75.

- (a) (1) Find out the method of moments estimate of λ based on this sample.
- (b) (2) What are the bias and standard error of the above estimator (in terms of λ)?
- (c) (1) Find out an estimate of the above standard error.
- (d) (1) What is the approximate distribution of the above estimator of λ ?
- (e) (4) Perform an approximate test at level $\alpha = 0.01$ for the null hypothesis $H_0: \lambda = 5$ against the two-sided alternative based on the sample. State the test statistic, the rejection region and your conclusion. Would your conclusion change if α was 0.05?
- (f) (1) Without doing any calculation, what can you say about the approximate 99% confidence interval of λ based on the sample?

4. (8 points) A simple random sample of 30 automobiles was obtained and the CO₂ emissions from each was measured (in g/mi). The sample mean of these measurements was 325.65 g/mi. Assume that CO₂ emissions follow a normal distribution with population standard deviation 65.

(a) (2) Calculate a 90% confidence interval for the mean CO₂ emissions of all automobiles.

(b) (2) How will the interval change (in terms of its width) if you make the confidence level 95%? How would it change if you sampled 40 automobiles?

(c) (4) The mean CO₂ emissions of all automobiles was reported last year as 335 g/mi by the U.S. Environmental Protection Agency. Is there any evidence in your data that the mean CO₂ emissions has decreased this year? State the hypotheses, the test statistic, the rejection region and a conclusion. Use $\alpha=0.05$.

5. (5 points) Assume the same setup as problem 4.

(a) (1) How large a sample size is necessary if the width of the 90% confidence interval in 4(a) is to be at most 30?

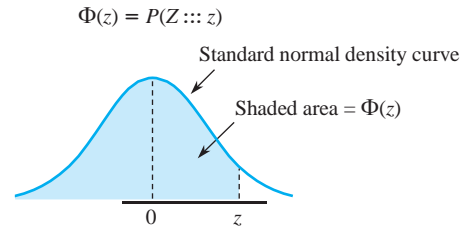
(b) (1) What is the probability of type-II error $\beta(330)$ for the test in 4(c) at the alternative value of 330 for the true mean CO₂ emissions?

(c) (3) Perform a test similar to the one in 4(c) when the population standard deviation is unknown and the sample of 30 automobiles had a standard deviation 65. State the hypotheses, the test statistic, the rejection region and a conclusion. Use $\alpha=0.05$.

6. (5 points) A simple random sample from a Binomial distribution with parameters n and p is: $\{5,6,7\}$. You don't know n and p and want to estimate both of them. Find out the method of moments estimates of n and p . It's okay if you have don't have an integer estimate for n .

7. (5 points) Suppose that the number of pages in an issue of a journal is Uniformly distributed between 256 and 384. During 40 years of publication, the journal publishes a total of 160 issues. Give an estimate for the probability that between 51,000 and 52,000 pages (inclusive) were used for these 160 issues. [Hint: Write the number of pages in the i^{th} issue as X_i and use the CLT.]

Table A.3 Standard Normal Curve Areas



<i>z</i>	.00	.01	.02	.03	.04	.05	.06	.07	.08	.09
-3.4	.0003	.0003	.0003	.0003	.0003	.0003	.0003	.0003	.0003	.0002
-3.3	.0005	.0005	.0005	.0004	.0004	.0004	.0004	.0004	.0004	.0003
-3.2	.0007	.0007	.0006	.0006	.0006	.0006	.0006	.0005	.0005	.0005
-3.1	.0010	.0009	.0009	.0009	.0008	.0008	.0008	.0008	.0007	.0007
-3.0	.0013	.0013	.0013	.0012	.0012	.0011	.0011	.0011	.0010	.0010
-2.9	.0019	.0018	.0017	.0017	.0016	.0016	.0015	.0015	.0014	.0014
-2.8	.0026	.0025	.0024	.0023	.0023	.0022	.0021	.0021	.0020	.0019
-2.7	.0035	.0034	.0033	.0032	.0031	.0030	.0029	.0028	.0027	.0026
-2.6	.0047	.0045	.0044	.0043	.0041	.0040	.0039	.0038	.0037	.0036
-2.5	.0062	.0060	.0059	.0057	.0055	.0054	.0052	.0051	.0049	.0038
-2.4	.0082	.0080	.0078	.0075	.0073	.0071	.0069	.0068	.0066	.0064
-2.3	.0107	.0104	.0102	.0099	.0096	.0094	.0091	.0089	.0087	.0084
-2.2	.0139	.0136	.0132	.0129	.0125	.0122	.0119	.0116	.0113	.0110
-2.1	.0179	.0174	.0170	.0166	.0162	.0158	.0154	.0150	.0146	.0143
-2.0	.0228	.0222	.0217	.0212	.0207	.0202	.0197	.0192	.0188	.0183
-1.9	.0287	.0281	.0274	.0268	.0262	.0256	.0250	.0244	.0239	.0233
-1.8	.0359	.0352	.0344	.0336	.0329	.0322	.0314	.0307	.0301	.0294
-1.7	.0446	.0436	.0427	.0418	.0409	.0401	.0392	.0384	.0375	.0367
-1.6	.0548	.0537	.0526	.0516	.0505	.0495	.0485	.0475	.0465	.0455
-1.5	.0668	.0655	.0643	.0630	.0618	.0606	.0594	.0582	.0571	.0559
-1.4	.0808	.0793	.0778	.0764	.0749	.0735	.0722	.0708	.0694	.0681
-1.3	.0968	.0951	.0934	.0918	.0901	.0885	.0869	.0853	.0838	.0823
-1.2	.1151	.1131	.1112	.1093	.1075	.1056	.1038	.1020	.1003	.0985
-1.1	.1357	.1335	.1314	.1292	.1271	.1251	.1230	.1210	.1190	.1170
-1.0	.1587	.1562	.1539	.1515	.1492	.1469	.1446	.1423	.1401	.1379
-0.9	.1841	.1814	.1788	.1762	.1736	.1711	.1685	.1660	.1635	.1611
-0.8	.2119	.2090	.2061	.2033	.2005	.1977	.1949	.1922	.1894	.1867
-0.7	.2420	.2389	.2358	.2327	.2296	.2266	.2236	.2206	.2177	.2148
-0.6	.2743	.2709	.2676	.2643	.2611	.2578	.2546	.2514	.2483	.2451
-0.5	.3085	.3050	.3015	.2981	.2946	.2912	.2877	.2843	.2810	.2776
-0.4	.3446	.3409	.3372	.3336	.3300	.3264	.3228	.3192	.3156	.3121
-0.3	.3821	.3783	.3745	.3707	.3669	.3632	.3594	.3557	.3520	.3482
-0.2	.4207	.4168	.4129	.4090	.4052	.4013	.3974	.3936	.3897	.3859
-0.1	.4602	.4562	.4522	.4483	.4443	.4404	.4364	.4325	.4286	.4247
-0.0	.5000	.4960	.4920	.4880	.4840	.4801	.4761	.4721	.4681	.4641

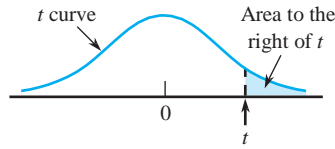
(continued)

Table A.3 Standard Normal Curve Areas (cont.)

c:1(z) 5 P(Z # z)

<i>z</i>	.00	.01	.02	.03	.04	.05	.06	.07	.08	.09
0.0	.5000	.5040	.5080	.5120	.5160	.5199	.5239	.5279	.5319	.5359
0.1	.5398	.5438	.5478	.5517	.5557	.5596	.5636	.5675	.5714	.5753
0.2	.5793	.5832	.5871	.5910	.5948	.5987	.6026	.6064	.6103	.6141
0.3	.6179	.6217	.6255	.6293	.6331	.6368	.6406	.6443	.6480	.6517
0.4	.6554	.6591	.6628	.6664	.6700	.6736	.6772	.6808	.6844	.6879
0.5	.6915	.6950	.6985	.7019	.7054	.7088	.7123	.7157	.7190	.7224
0.6	.7257	.7291	.7324	.7357	.7389	.7422	.7454	.7486	.7517	.7549
0.7	.7580	.7611	.7642	.7673	.7704	.7734	.7764	.7794	.7823	.7852
0.8	.7881	.7910	.7939	.7967	.7995	.8023	.8051	.8078	.8106	.8133
0.9	.8159	.8186	.8212	.8238	.8264	.8289	.8315	.8340	.8365	.8389
1.0	.8413	.8438	.8461	.8485	.8508	.8531	.8554	.8577	.8599	.8621
1.1	.8643	.8665	.8686	.8708	.8729	.8749	.8770	.8790	.8810	.8830
1.2	.8849	.8869	.8888	.8907	.8925	.8944	.8962	.8980	.8997	.9015
1.3	.9032	.9049	.9066	.9082	.9099	.9115	.9131	.9147	.9162	.9177
1.4	.9192	.9207	.9222	.9236	.9251	.9265	.9278	.9292	.9306	.9319
1.5	.9332	.9345	.9357	.9370	.9382	.9394	.9406	.9418	.9429	.9441
1.6	.9452	.9463	.9474	.9484	.9495	.9505	.9515	.9525	.9535	.9545
1.7	.9554	.9564	.9573	.9582	.9591	.9599	.9608	.9616	.9625	.9633
1.8	.9641	.9649	.9656	.9664	.9671	.9678	.9686	.9693	.9699	.9706
1.9	.9713	.9719	.9726	.9732	.9738	.9744	.9750	.9756	.9761	.9767
2.0	.9772	.9778	.9783	.9788	.9793	.9798	.9803	.9808	.9812	.9817
2.1	.9821	.9826	.9830	.9834	.9838	.9842	.9846	.9850	.9854	.9857
2.2	.9861	.9864	.9868	.9871	.9875	.9878	.9881	.9884	.9887	.9890
2.3	.9893	.9896	.9898	.9901	.9904	.9906	.9909	.9911	.9913	.9916
2.4	.9918	.9920	.9922	.9925	.9927	.9929	.9931	.9932	.9934	.9936
2.5	.9938	.9940	.9941	.9943	.9945	.9946	.9948	.9949	.9951	.9952
2.6	.9953	.9955	.9956	.9957	.9959	.9960	.9961	.9962	.9963	.9964
2.7	.9965	.9966	.9967	.9968	.9969	.9970	.9971	.9972	.9973	.9974
2.8	.9974	.9975	.9976	.9977	.9977	.9978	.9979	.9979	.9980	.9981
2.9	.9981	.9982	.9982	.9983	.9984	.9984	.9985	.9985	.9986	.9986
3.0	.9987	.9987	.9987	.9988	.9988	.9989	.9989	.9989	.9990	.9990
3.1	.9990	.9991	.9991	.9991	.9992	.9992	.9992	.9992	.9993	.9993
3.2	.9993	.9993	.9994	.9994	.9994	.9994	.9994	.9995	.9995	.9995
3.3	.9995	.9995	.9995	.9996	.9996	.9996	.9996	.9996	.9996	.9997
3.4	.9997	.9997	.9997	.9997	.9997	.9997	.9997	.9997	.9997	.9998

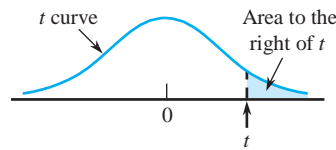
Table A.8 t Curve Tail Areas



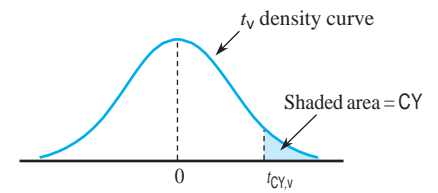
<i>t</i>	<i>df</i>	1	2	3	4	5	6	7	8	9	10	11	12	13	14	15	16	17	18
0.0		.500	.500	.500	.500	.500	.500	.500	.500	.500	.500	.500	.500	.500	.500	.500	.500	.500	.500
0.1		.468	.465	.463	.463	.462	.462	.462	.461	.461	.461	.461	.461	.461	.461	.461	.461	.461	.461
0.2		.437	.430	.427	.426	.425	.424	.424	.423	.423	.423	.423	.422	.422	.422	.422	.422	.422	.422
0.3		.407	.396	.392	.390	.388	.387	.386	.386	.386	.385	.385	.385	.384	.384	.384	.384	.384	.384
0.4		.379	.364	.358	.355	.353	.352	.351	.350	.349	.349	.348	.348	.348	.347	.347	.347	.347	.347
0.5		.352	.333	.326	.322	.319	.317	.316	.315	.315	.314	.313	.313	.313	.312	.312	.312	.312	.312
0.6		.328	.305	.295	.290	.287	.285	.284	.283	.282	.281	.280	.280	.279	.279	.279	.278	.278	.278
0.7		.306	.278	.267	.261	.258	.255	.253	.252	.251	.250	.249	.249	.248	.247	.247	.247	.247	.246
0.8		.285	.254	.241	.234	.230	.227	.225	.223	.222	.221	.220	.220	.219	.218	.218	.218	.217	.217
0.9		.267	.232	.217	.210	.205	.201	.199	.197	.196	.195	.194	.193	.192	.191	.191	.191	.190	.190
1.0		.250	.211	.196	.187	.182	.178	.175	.173	.172	.170	.169	.169	.168	.167	.167	.166	.166	.165
1.1		.235	.193	.176	.167	.162	.157	.154	.152	.150	.149	.147	.146	.146	.144	.144	.144	.143	.143
1.2		.221	.177	.158	.148	.142	.138	.135	.132	.130	.129	.128	.127	.126	.124	.124	.124	.123	.123
1.3		.209	.162	.142	.132	.125	.121	.117	.115	.113	.111	.110	.109	.108	.107	.107	.106	.105	.105
1.4		.197	.148	.128	.117	.110	.106	.102	.100	.098	.096	.095	.093	.092	.091	.091	.090	.090	.089
1.5		.187	.136	.115	.104	.097	.092	.089	.086	.084	.082	.081	.080	.079	.077	.077	.077	.076	.075
1.6		.178	.125	.104	.092	.085	.080	.077	.074	.072	.070	.069	.068	.067	.065	.065	.065	.064	.064
1.7		.169	.116	.094	.082	.075	.070	.065	.064	.062	.060	.059	.057	.056	.055	.055	.054	.054	.053
1.8		.161	.107	.085	.073	.066	.061	.057	.055	.053	.051	.050	.049	.048	.046	.046	.045	.045	.044
1.9		.154	.099	.077	.065	.058	.053	.050	.047	.045	.043	.042	.041	.040	.038	.038	.038	.037	.037
2.0		.148	.092	.070	.058	.051	.046	.043	.040	.038	.037	.035	.034	.033	.032	.032	.031	.031	.030
2.1		.141	.085	.063	.052	.045	.040	.037	.034	.033	.031	.030	.029	.028	.027	.027	.026	.025	.025
2.2		.136	.079	.058	.046	.040	.035	.032	.029	.028	.026	.025	.024	.023	.022	.022	.021	.021	.021
2.3		.131	.074	.052	.041	.035	.031	.027	.025	.023	.022	.021	.020	.019	.018	.018	.018	.017	.017
2.4		.126	.069	.048	.037	.031	.027	.024	.022	.020	.019	.018	.017	.016	.015	.015	.014	.014	.014
2.5		.121	.065	.044	.033	.027	.023	.020	.018	.017	.016	.015	.014	.013	.012	.012	.012	.011	.011
2.6		.117	.061	.040	.030	.024	.020	.018	.016	.014	.013	.012	.012	.011	.010	.010	.010	.009	.009
2.7		.113	.057	.037	.027	.021	.018	.015	.014	.012	.011	.010	.010	.009	.008	.008	.008	.008	.007
2.8		.109	.054	.034	.024	.019	.016	.013	.012	.010	.009	.009	.008	.008	.007	.007	.006	.006	.006
2.9		.106	.051	.031	.022	.017	.014	.011	.010	.009	.008	.007	.007	.006	.005	.005	.005	.005	.005
3.0		.102	.048	.029	.020	.015	.012	.010	.009	.007	.007	.006	.006	.005	.004	.004	.004	.004	.004
3.1		.099	.045	.027	.018	.013	.011	.009	.007	.006	.006	.005	.005	.004	.004	.004	.003	.003	.003
3.2		.096	.043	.025	.016	.012	.009	.008	.006	.005	.005	.004	.004	.003	.003	.003	.003	.003	.002
3.3		.094	.040	.023	.015	.011	.008	.007	.005	.005	.004	.004	.003	.003	.002	.002	.002	.002	.002
3.4		.091	.038	.021	.014	.010	.007	.006	.005	.004	.003	.003	.003	.002	.002	.002	.002	.002	.002
3.5		.089	.036	.020	.012	.009	.006	.005	.004	.003	.003	.002	.002	.002	.002	.002	.001	.001	.001
3.6		.086	.035	.018	.011	.008	.006	.004	.004	.003	.002	.002	.002	.002	.001	.001	.001	.001	.001
3.7		.084	.033	.017	.010	.007	.005	.004	.003	.002	.002	.002	.002	.001	.001	.001	.001	.001	.001
3.8		.082	.031	.016	.010	.006	.004	.003	.003	.002	.002	.001	.001	.001	.001	.001	.001	.001	.001
3.9		.080	.030	.015	.009	.006	.004	.003	.002	.002	.001	.001	.001	.001	.001	.001	.001	.001	.001
4.0		.078	.029	.014	.008	.005	.004	.003	.002	.002	.001	.001	.001	.001	.001	.001	.001	.000	.000

(continued)

Table A.8 t Curve Tail Areas (cont.)



<i>t</i> \ <i>df</i>	19	20	21	22	23	24	25	26	27	28	29	30	35	40	60	120	∞ (<i>Z</i>)
0.0	.500	.500	.500	.500	.500	.500	.500	.500	.500	.500	.500	.500	.500	.500	.500	.500	.500
0.1	.461	.461	.461	.461	.461	.461	.461	.461	.461	.461	.461	.461	.460	.460	.460	.460	.460
0.2	.422	.422	.422	.422	.422	.422	.422	.422	.421	.421	.421	.421	.421	.421	.421	.421	.421
0.3	.384	.384	.384	.383	.383	.383	.383	.383	.383	.383	.383	.383	.383	.383	.383	.382	.382
0.4	.347	.347	.347	.347	.346	.346	.346	.346	.346	.346	.346	.346	.346	.346	.345	.345	.345
0.5	.311	.311	.311	.311	.311	.311	.311	.311	.311	.310	.310	.310	.310	.310	.309	.309	.309
0.6	.278	.278	.278	.277	.277	.277	.277	.277	.277	.277	.277	.277	.276	.276	.275	.275	.274
0.7	.246	.246	.246	.246	.245	.245	.245	.245	.245	.245	.245	.245	.244	.244	.243	.243	.242
0.8	.217	.217	.216	.216	.216	.216	.215	.215	.215	.215	.215	.215	.214	.214	.213	.213	.212
0.9	.190	.189	.189	.189	.189	.189	.188	.188	.188	.188	.188	.188	.187	.187	.186	.185	.184
1.0	.165	.165	.164	.164	.164	.164	.163	.163	.163	.163	.163	.163	.162	.162	.161	.160	.159
1.1	.143	.142	.142	.142	.141	.141	.141	.141	.141	.140	.140	.140	.139	.139	.138	.137	.136
1.2	.122	.122	.122	.121	.121	.121	.120	.120	.120	.120	.120	.120	.119	.119	.117	.116	.115
1.3	.105	.104	.104	.104	.103	.103	.103	.103	.102	.102	.102	.102	.101	.101	.099	.098	.097
1.4	.089	.089	.088	.088	.087	.087	.087	.087	.086	.086	.086	.086	.085	.085	.083	.082	.081
1.5	.075	.075	.074	.074	.074	.073	.073	.073	.073	.072	.072	.072	.071	.071	.069	.068	.067
1.6	.063	.063	.062	.062	.062	.061	.061	.061	.061	.060	.060	.060	.059	.059	.057	.056	.055
1.7	.053	.052	.052	.052	.051	.051	.051	.051	.050	.050	.050	.050	.049	.048	.047	.046	.045
1.8	.044	.043	.043	.043	.042	.042	.042	.042	.042	.041	.041	.041	.040	.040	.038	.037	.036
1.9	.036	.036	.036	.035	.035	.035	.035	.034	.034	.034	.034	.034	.033	.032	.031	.030	.029
2.0	.030	.030	.029	.029	.029	.028	.028	.028	.028	.028	.027	.027	.027	.026	.025	.024	.023
2.1	.025	.024	.024	.024	.023	.023	.023	.023	.023	.022	.022	.022	.022	.021	.020	.019	.018
2.2	.020	.020	.020	.019	.019	.019	.019	.018	.018	.018	.018	.018	.017	.017	.016	.015	.014
2.3	.016	.016	.016	.016	.015	.015	.015	.015	.015	.015	.014	.014	.014	.013	.012	.012	.011
2.4	.013	.013	.013	.013	.012	.012	.012	.012	.012	.012	.012	.011	.011	.011	.010	.009	.008
2.5	.011	.011	.010	.010	.010	.010	.010	.010	.009	.009	.009	.009	.009	.008	.008	.007	.006
2.6	.009	.009	.008	.008	.008	.008	.008	.008	.007	.007	.007	.007	.007	.007	.006	.005	.005
2.7	.007	.007	.007	.007	.006	.006	.006	.006	.006	.006	.006	.006	.005	.005	.004	.004	.003
2.8	.006	.006	.005	.005	.005	.005	.005	.005	.005	.005	.005	.004	.004	.004	.003	.003	.003
2.9	.005	.004	.004	.004	.004	.004	.004	.004	.004	.004	.004	.003	.003	.003	.003	.002	.002
3.0	.004	.004	.003	.003	.003	.003	.003	.003	.003	.003	.003	.003	.002	.002	.002	.002	.001
3.1	.003	.003	.003	.003	.003	.002	.002	.002	.002	.002	.002	.002	.002	.002	.001	.001	.001
3.2	.002	.002	.002	.002	.002	.002	.002	.002	.002	.002	.002	.002	.001	.001	.001	.001	.001
3.3	.002	.002	.002	.002	.002	.001	.001	.001	.001	.001	.001	.001	.001	.001	.001	.001	.000
3.4	.002	.001	.001	.001	.001	.001	.001	.001	.001	.001	.001	.001	.001	.001	.000	.000	.000
3.5	.001	.001	.001	.001	.001	.001	.001	.001	.001	.001	.001	.001	.001	.001	.000	.000	.000
3.6	.001	.001	.001	.001	.001	.001	.001	.001	.001	.001	.001	.001	.000	.000	.000	.000	.000
3.7	.001	.001	.001	.001	.001	.001	.001	.001	.000	.000	.000	.000	.000	.000	.000	.000	.000
3.8	.001	.001	.001	.000	.000	.000	.000	.000	.000	.000	.000	.000	.000	.000	.000	.000	.000
3.9	.000	.000	.000	.000	.000	.000	.000	.000	.000	.000	.000	.000	.000	.000	.000	.000	.000
4.0	.000	.000	.000	.000	.000	.000	.000	.000	.000	.000	.000	.000	.000	.000	.000	.000	.000

Table A.5 Critical Values for t Distributions

ν	.10	.05	.025	.01	.005	.001	.0005
1	3.078	6.314	12.706	31.821	63.657	318.31	636.62
2	1.886	2.920	4.303	6.965	9.925	22.326	31.598
3	1.638	2.353	3.182	4.541	5.841	10.213	12.924
4	1.533	2.132	2.776	3.747	4.604	7.173	8.610
5	1.476	2.015	2.571	3.365	4.032	5.893	6.869
6	1.440	1.943	2.447	3.143	3.707	5.208	5.959
7	1.415	1.895	2.365	2.998	3.499	4.785	5.408
8	1.397	1.860	2.306	2.896	3.355	4.501	5.041
9	1.383	1.833	2.262	2.821	3.250	4.297	4.781
10	1.372	1.812	2.228	2.764	3.169	4.144	4.587
11	1.363	1.796	2.201	2.718	3.106	4.025	4.437
12	1.356	1.782	2.179	2.681	3.055	3.930	4.318
13	1.350	1.771	2.160	2.650	3.012	3.852	4.221
14	1.345	1.761	2.145	2.624	2.977	3.787	4.140
15	1.341	1.753	2.131	2.602	2.947	3.733	4.073
16	1.337	1.746	2.120	2.583	2.921	3.686	4.015
17	1.333	1.740	2.110	2.567	2.898	3.646	3.965
18	1.330	1.734	2.101	2.552	2.878	3.610	3.922
19	1.328	1.729	2.093	2.539	2.861	3.579	3.883
20	1.325	1.725	2.086	2.528	2.845	3.552	3.850
21	1.323	1.721	2.080	2.518	2.831	3.527	3.819
22	1.321	1.717	2.074	2.508	2.819	3.505	3.792
23	1.319	1.714	2.069	2.500	2.807	3.485	3.767
24	1.318	1.711	2.064	2.492	2.797	3.467	3.745
25	1.316	1.708	2.060	2.485	2.787	3.450	3.725
26	1.315	1.706	2.056	2.479	2.779	3.435	3.707
27	1.314	1.703	2.052	2.473	2.771	3.421	3.690
28	1.313	1.701	2.048	2.467	2.763	3.408	3.674
29	1.311	1.699	2.045	2.462	2.756	3.396	3.659
30	1.310	1.697	2.042	2.457	2.750	3.385	3.646
32	1.309	1.694	2.037	2.449	2.738	3.365	3.622
34	1.307	1.691	2.032	2.441	2.728	3.348	3.601
36	1.306	1.688	2.028	2.434	2.719	3.333	3.582
38	1.304	1.686	2.024	2.429	2.712	3.319	3.566
40	1.303	1.684	2.021	2.423	2.704	3.307	3.551
50	1.299	1.676	2.009	2.403	2.678	3.262	3.496
60	1.296	1.671	2.000	2.390	2.660	3.232	3.460
120	1.289	1.658	1.980	2.358	2.617	3.160	3.373
∞	1.282	1.645	1.960	2.326	2.576	3.090	3.291